

DYC QUICK CARD

Solving the cube using the Grid

333
cube

1

\diagdown		$\begin{matrix} 37 \\ 3 \end{matrix}$
	$\begin{matrix} 3 & 1 \end{matrix}$	
$\begin{matrix} 2^2 & 6 \\ 2 \end{matrix}$		$\begin{matrix} 4 & 2 \\ 15 & 1 \end{matrix}$



2



\diagdown		$\begin{matrix} 4 \\ 8 \end{matrix}$
	$\begin{matrix} 8 & 6 \\ 4 & 2 \end{matrix}$	
$\begin{matrix} 1-3 \\ 7-5 \end{matrix}$		$\begin{matrix} 7-5 \\ 2 & 1-3 \\ 6 \end{matrix}$

3

$\begin{matrix} 3 \\ \diagdown \end{matrix}$		$\begin{matrix} 2 \\ \diagup \end{matrix}$ 5
	$\begin{matrix} 6 & 1 \end{matrix}$	
\diagdown		4

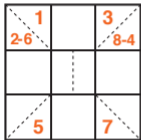


4

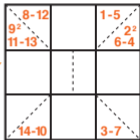


$\begin{matrix} 2-4 \\ \diagdown \end{matrix}$		$\begin{matrix} 1-5 \\ \diagup \end{matrix}$ 6 ²
\diagdown		3-7

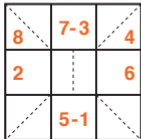
5



6



7



x2

8

